

Generated: Thu Dec 29 23:09:58 CET 2011

Reporting Period: Last 6 hours

Client User Summary

Number of Sessions	Number of Users	Number of Unique APs	Average Users per AP	Total Session Time (Hours)	Average Session Time per User (Minutes)
33107	2964	35	84.69	5919.93	2.00

Client Traffic Summary

Total Traffic (MB)	Total Throughput (Mbps)	Total Session Time (Hours)	Average Traffic per User (KB)
1071537.01	15943.10	5918.46	361517.21

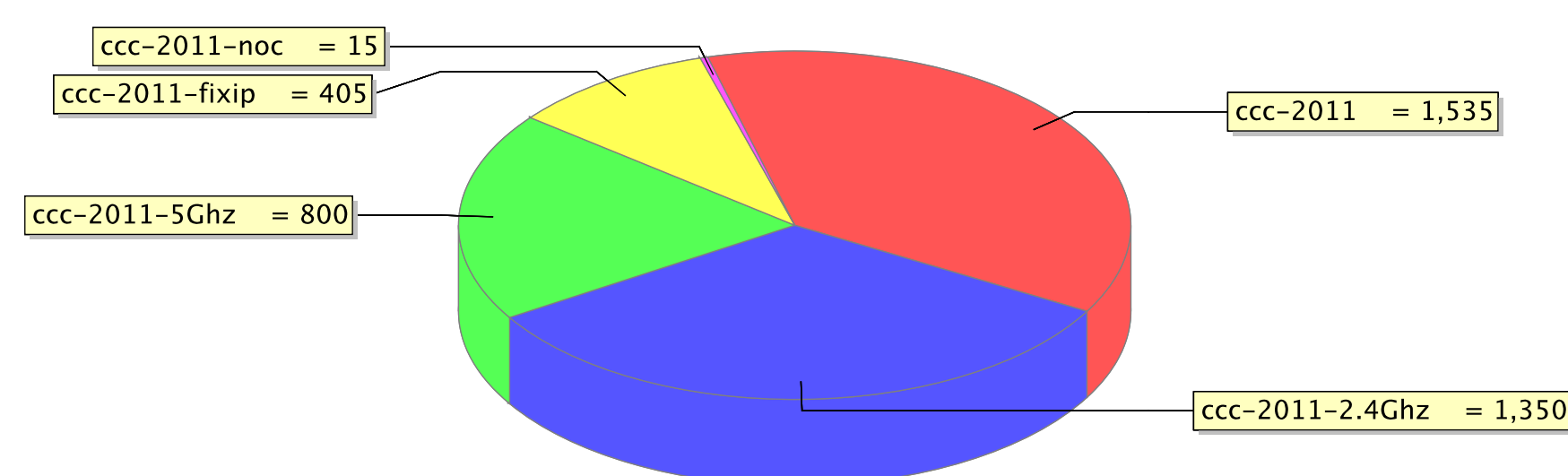
Client Summary by Protocol

Protocol	Number of Sessions	Number of Users	Session Time (Hours)	Traffic (MB)	% of Sessions	% of Users	% of Session Time	% of Traffic
802.11a	2429	549	481.30	160051.89	7.34	12.12	8.13	14.93
802.11g	9598	1376	1271.56	59133.68	28.99	30.38	21.48	5.52
802.11n_2.4GHz	15522	1566	2655.66	192952.71	46.89	34.57	44.87	18.00
802.11n_5GHz	5557	1039	1509.95	659645.12	16.79	22.94	25.51	61.55

Client Summary by SSID

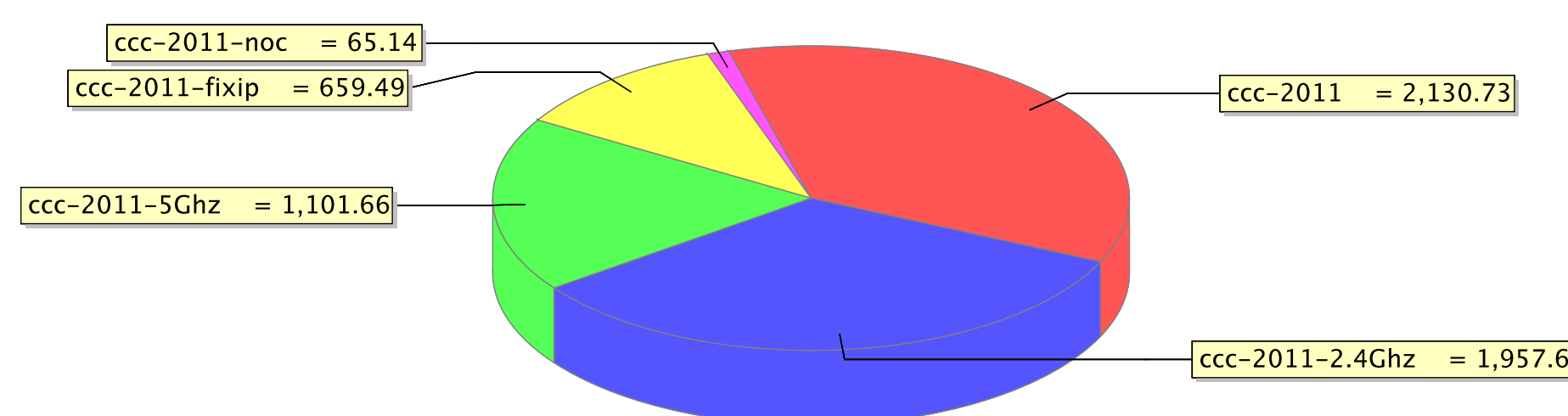
SSID	Number of Sessions	Number of Users	Session Time (Hours)	Traffic (MB)	% of Sessions	% of Users	% of Session Time	% of Traffic
ccc-2011	12124	1535	2130.73	370885.84	36.64	37.39	36.02	34.61
ccc-2011-2.4Ghz	12245	1350	1957.60	150519.27	37.01	32.89	33.10	14.04
ccc-2011-5Ghz	4257	800	1101.66	453076.93	12.86	19.49	18.63	42.27
ccc-2011-fixip	4276	405	659.49	56564.10	12.92	9.87	11.15	5.28
ccc-2011-noc	188	15	65.14	40720.41	0.57	0.37	1.10	3.80

Users by SSID



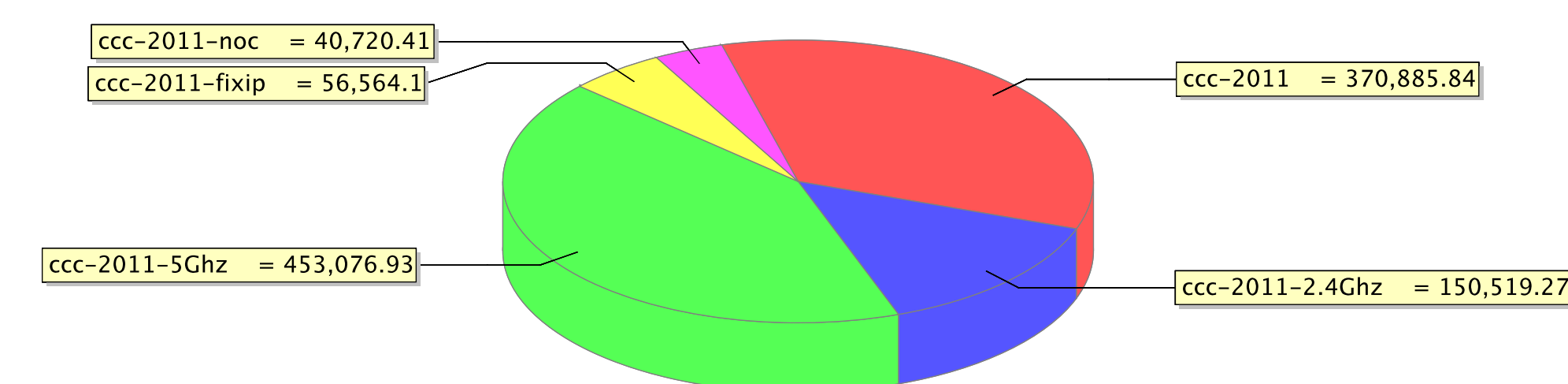
ccc-2011 = 1,535 ccc-2011-2.4Ghz = 1,350 ccc-2011-5Ghz = 800 ccc-2011-fixip = 405 ccc-2011-noc = 15

Time by SSID (Hours)



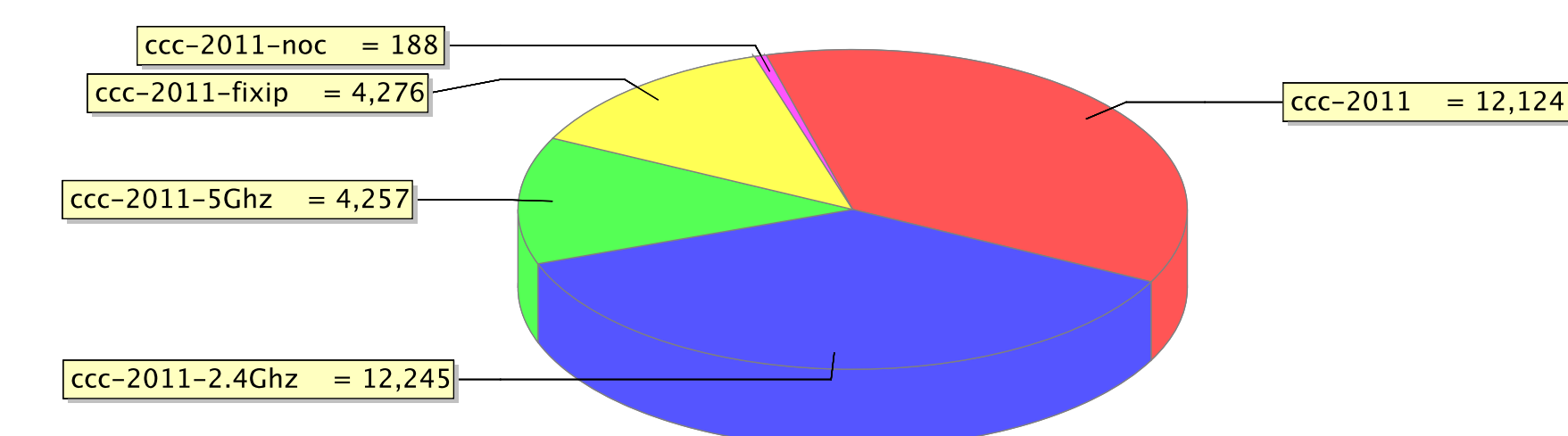
ccc-2011 = 2,130.73 ccc-2011-2.4Ghz = 1,957.6 ccc-2011-5Ghz = 1,101.66 ccc-2011-fixip = 659.49 ccc-2011-noc = 65.14

Traffic by SSID



ccc-2011 = 370,885.84 ccc-2011-2.4Ghz = 150,519.27 ccc-2011-5Ghz = 453,076.93 ccc-2011-fixip = 56,564.1 ccc-2011-noc = 40,720.41

Sessions by SSID



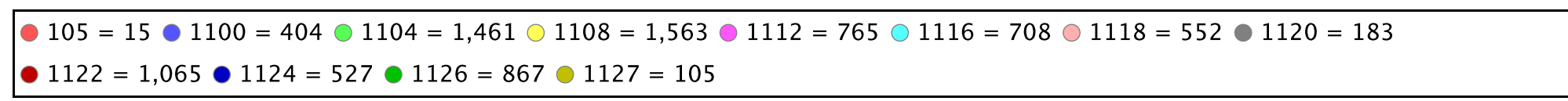
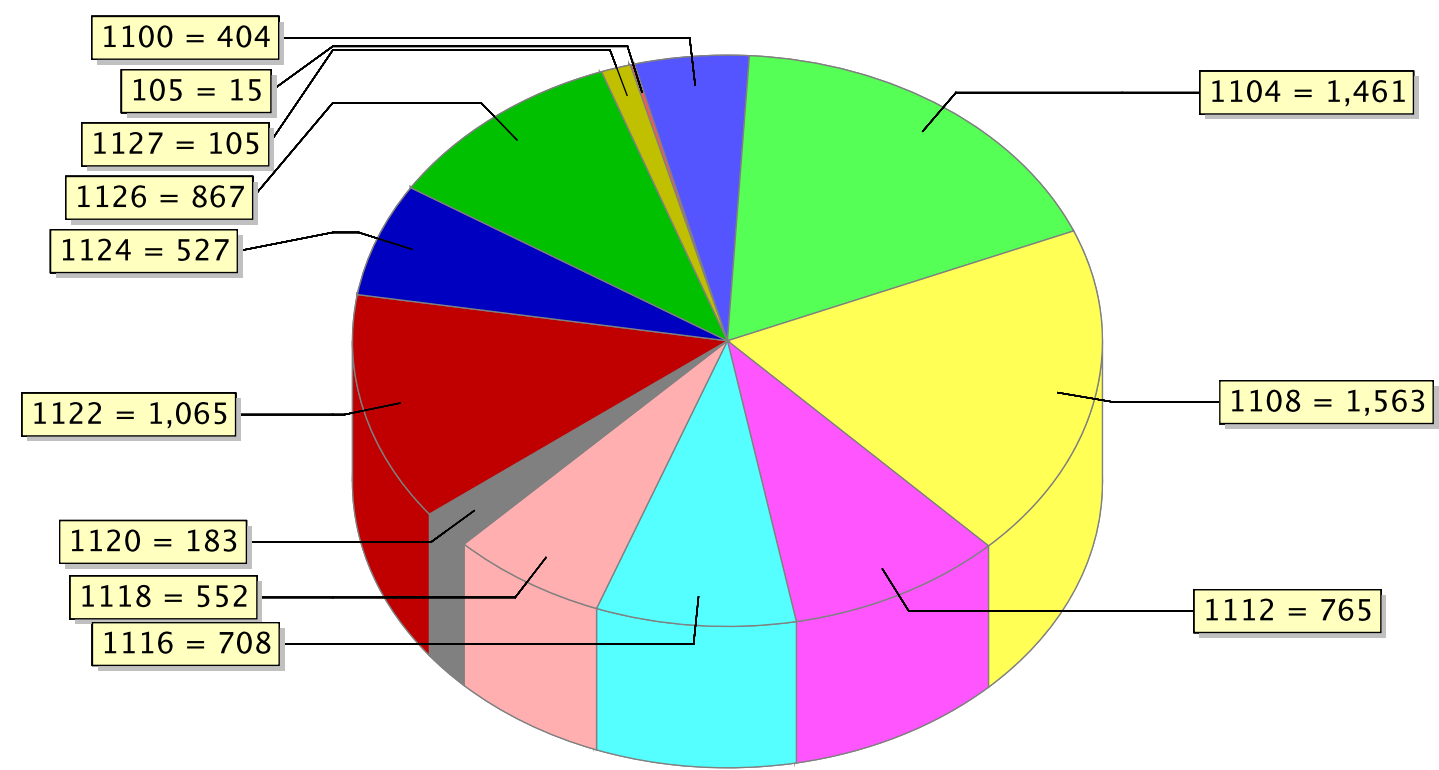
ccc-2011 = 12,124 ccc-2011-2.4Ghz = 12,245 ccc-2011-5Ghz = 4,257 ccc-2011-fixip = 4,276 ccc-2011-noc = 188

Client Summary by VLAN

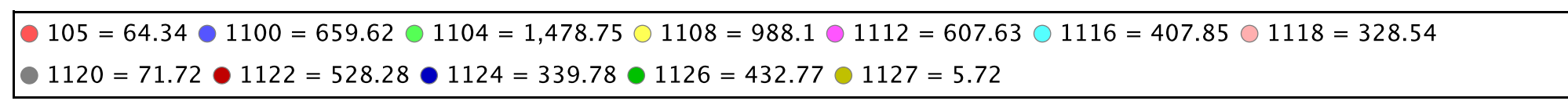
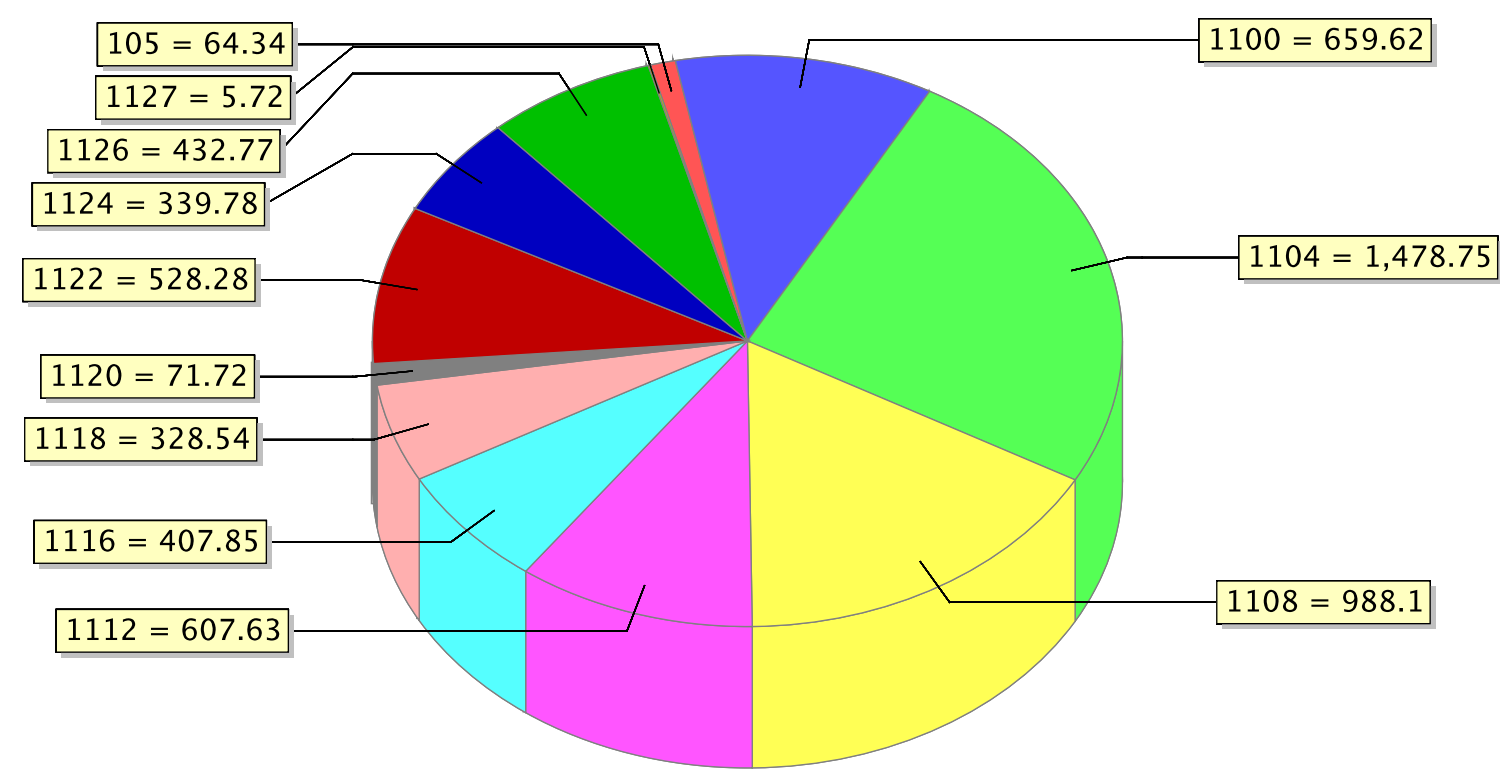
VLAN	Number of Sessions	Number of Users	Session Time (Hours)	Traffic (MB)	% of Sessions	% of Users	% of Session Time	% of Traffic
105	184	15	64.34	40720.25	0.56	0.18	1.09	3.80
1100	4276	404	659.62	56930.53	12.92	4.92	11.16	5.31
1104	5730	1461	1478.75	268024.51	17.32	17.78	25.01	25.00
1108	7233	1563	988.10	119477.49	21.86	19.03	16.71	11.14

VLAN	Number of Sessions	Number of Users	Session Time (Hours)	Traffic (MB)	% of Sessions	% of Users	% of Session Time	% of Traffic
1112	3960	765	607.63	128548.62	11.97	9.31	10.28	11.99
1116	2068	708	407.85	98216.12	6.25	8.62	6.90	9.16
1118	2341	552	328.54	48459.56	7.08	6.72	5.56	4.52
1120	306	183	71.72	41218.98	0.92	2.23	1.21	3.84
1122	3216	1065	528.28	88290.26	9.72	12.96	8.93	8.24
1124	1187	527	339.78	88094.97	3.59	6.42	5.75	8.22
1126	2420	867	432.77	91129.50	7.31	10.55	7.32	8.50
1127	167	105	5.72	3019.92	0.50	1.28	0.10	0.28

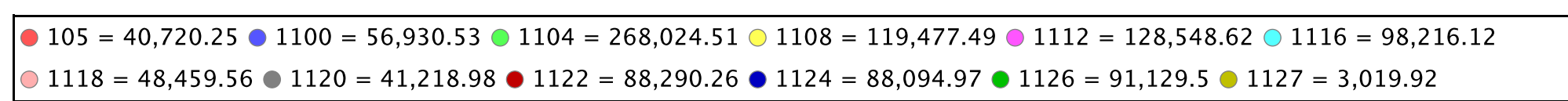
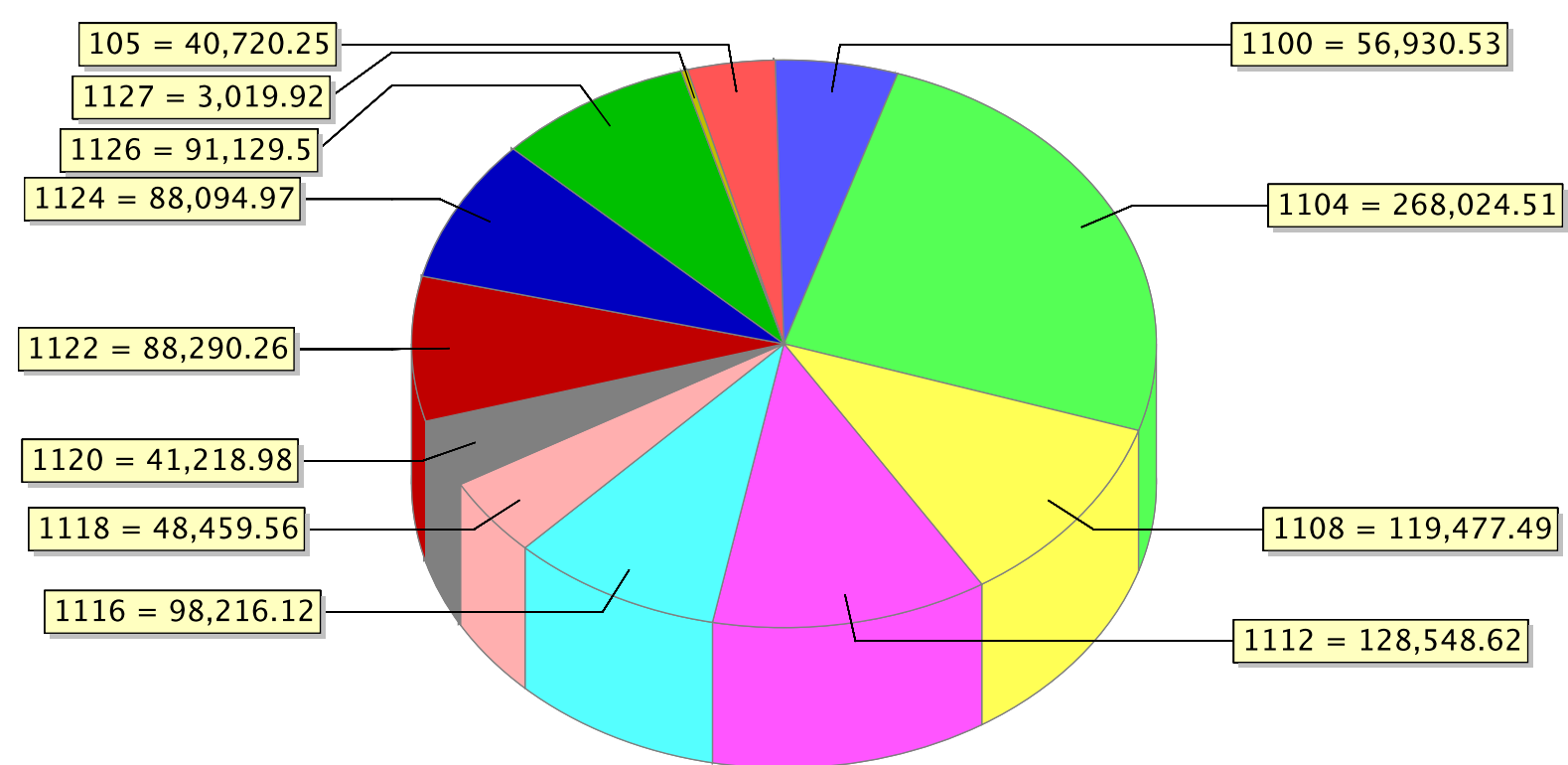
Users by VLAN



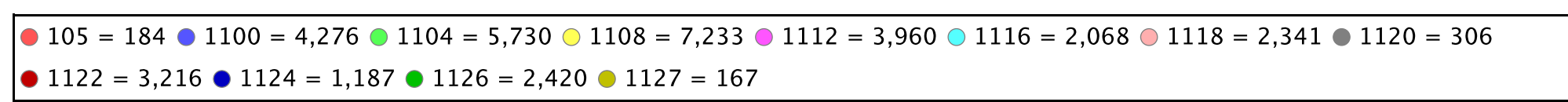
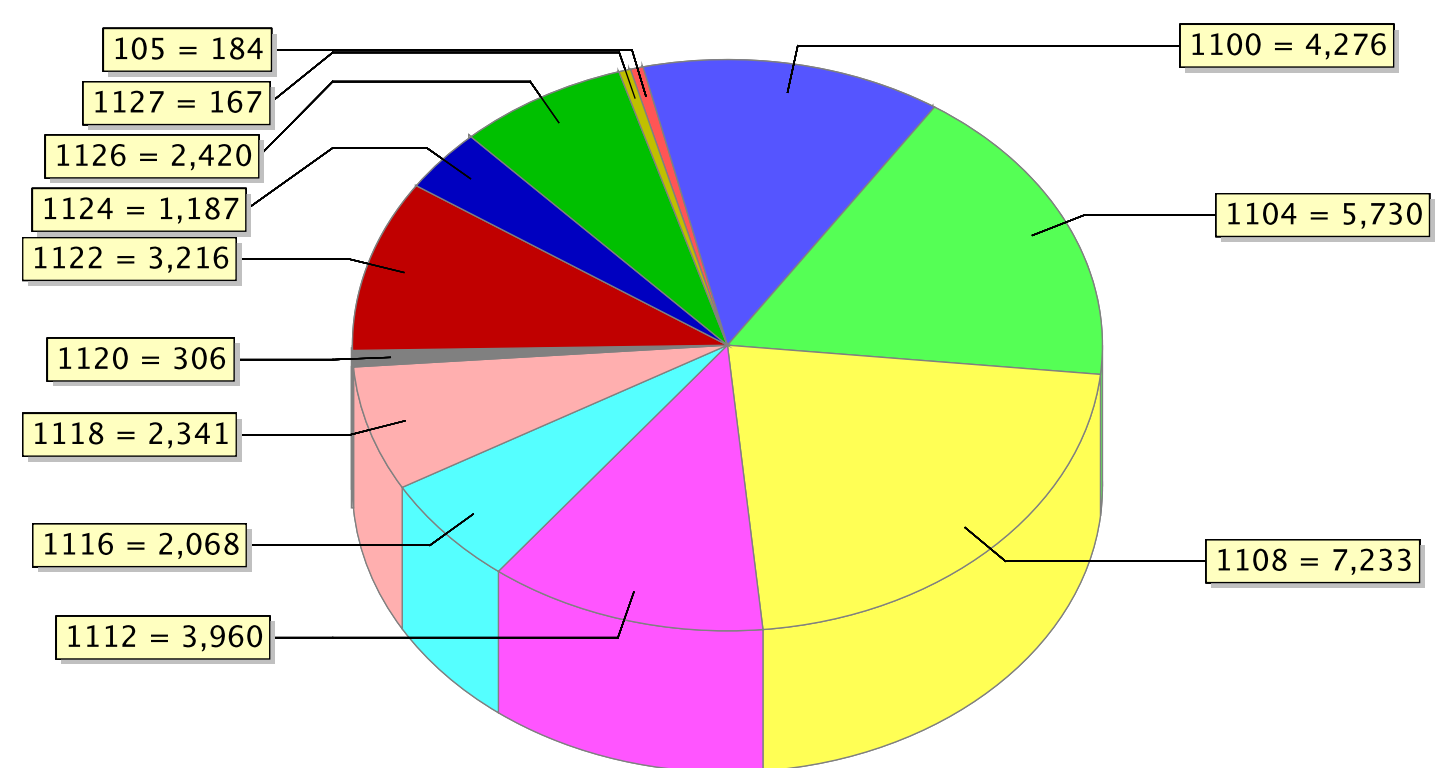
Time by VLAN (Hours)



Traffic by VLAN



Sessions by VLAN



Client Summary by Vendor

Vendor	Number of Sessions	Number of Users	Session Time (Hours)	Traffic (MB)	% of Sessions	% of Users	% of Session Time	% of Traffic
Aevoe	1	1	0.10	0.00	0.00	0.03	0.00	0.00
Alfa	1	1	1.09	47.62	0.00	0.03	0.02	0.00
Ambit	10	3	5.40	68.64	0.03	0.10	0.09	0.01

Vendor	Number of Sessions	Number of Users	Session Time (Hours)	Traffic (MB)	% of Sessions	% of Users	% of Session Time	% of Traffic
Anneal	1	1	0.20	0.00	0.00	0.03	0.00	0.00
Apple	5025	467	965.90	214399.98	15.19	15.76	16.34	20.03
Arcadyan	77	3	11.28	6870.84	0.23	0.10	0.19	0.64
Archos	173	5	17.72	1272.16	0.52	0.17	0.30	0.12
Askey	195	26	42.65	5799.66	0.59	0.88	0.72	0.54
Asound	2	1	1.16	4.68	0.01	0.03	0.02	0.00
Austar	4	1	0.38	0.00	0.01	0.03	0.01	0.00
Avm	4	1	1.02	713.35	0.01	0.03	0.02	0.07
Axess-pro	6	1	1.19	35.68	0.02	0.03	0.02	0.00
Azurewave	1287	138	233.05	22468.77	3.89	4.66	3.94	2.10
Barnes&noble.com	19	3	2.48	37.15	0.06	0.10	0.04	0.00
Behringer	3	1	0.15	0.00	0.01	0.03	0.00	0.00
Bosch	2	2	0.29	0.00	0.01	0.07	0.00	0.00
Bustec	1	1	0.18	0.00	0.00	0.03	0.00	0.00
Cc&c	10	3	2.00	143.71	0.03	0.10	0.03	0.01
Cimsys	31	2	5.36	44.32	0.09	0.07	0.09	0.00
Cisco	2	2	0.33	0.00	0.01	0.07	0.01	0.00
Cisco-linksys	10	4	3.72	1377.48	0.03	0.13	0.06	0.13
Commtest	1	1	0.29	0.00	0.00	0.03	0.00	0.00
Compex	12	1	5.92	698.79	0.04	0.03	0.10	0.07
Cybertan	93	4	12.85	520.37	0.28	0.13	0.22	0.05
D-link	9	1	0.84	1772.74	0.03	0.03	0.01	0.17
Experdata	1	1	0.15	0.00	0.00	0.03	0.00	0.00
Formosa21	21	1	4.31	1.05	0.06	0.03	0.07	0.00
Fujitsu	1	1	0.09	0.00	0.00	0.03	0.00	0.00
G.i.n.	34	1	3.92	118.78	0.10	0.03	0.07	0.01
Gemtek	308	31	56.85	7618.11	0.93	1.05	0.96	0.71
HP	13	2	1.81	0.57	0.04	0.07	0.03	0.00
Heisei	1	1	0.13	0.00	0.00	0.03	0.00	0.00
High Tech	108	11	10.79	28.92	0.33	0.37	0.18	0.00
Hitachi,ltd.	3	1	1.72	3.69	0.01	0.03	0.03	0.00
Hon Hai Precision	1020	115	181.94	33383.95	3.08	3.88	3.08	3.12
Htc	2079	139	339.18	822.57	6.28	4.69	5.74	0.08
Huawei	14	3	3.01	8.56	0.04	0.10	0.05	0.00
Infogear	1	1	0.09	0.00	0.00	0.03	0.00	0.00
Inrange	1	1	0.09	0.00	0.00	0.03	0.00	0.00
Intel	4471	587	1006.47	444899.76	13.51	19.81	17.02	41.56
Interface Concept	1	1	0.25	0.00	0.00	0.03	0.00	0.00
Internet Initiative	7	1	0.37	7.71	0.02	0.03	0.01	0.00
Inventec	10	2	3.26	98.78	0.03	0.07	0.06	0.01
Irlink	1	1	0.17	0.00	0.00	0.03	0.00	0.00
Jc	3	1	0.28	0.00	0.01	0.03	0.00	0.00
Jorjin	47	1	3.67	38.61	0.14	0.03	0.06	0.00
Leap	1	1	0.24	0.00	0.00	0.03	0.00	0.00
Lite-on	15	2	2.93	11.88	0.05	0.07	0.05	0.00
Liteon	136	16	29.99	6741.72	0.41	0.54	0.51	0.63
Mb	3	1	0.21	0.00	0.01	0.03	0.00	0.00
Mediatek	54	1	3.01	1.13	0.16	0.03	0.05	0.00
Metrohm	2	1	0.68	312.06	0.01	0.03	0.01	0.03
Micro-star	118	10	17.61	598.63	0.36	0.34	0.30	0.06
Motorola	208	13	22.34	45.74	0.63	0.44	0.38	0.00
Murata	124	8	12.62	21.77	0.37	0.27	0.21	0.00
Nec Accesstechnica,ltd	9	1	4.55	6227.99	0.03	0.03	0.08	0.58
Netgear	9	1	2.55	253.65	0.03	0.03	0.04	0.02
Nets	1	1	0.85	0.00	0.00	0.03	0.01	0.00
Network Resources	1	1	0.38	1.86	0.00	0.03	0.01	0.00
Nexterm	1	1	0.22	51.54	0.00	0.03	0.00	0.00
Nihon	1	1	0.12	0.00	0.00	0.03	0.00	0.00
Nokia	1349	94	193.44	756.53	4.08	3.17	3.27	0.07
Nolan	5	1	0.16	0.00	0.02	0.03	0.00	0.00
Obzerv	1	1	0.12	0.00	0.00	0.03	0.00	0.00
Option International	1	1	0.00	0.00	0.00	0.03	0.00	0.00
Optovalley	7	1	1.59	178.60	0.02	0.03	0.03	0.02
Oslink	1	1	0.11	0.00	0.00	0.03	0.00	0.00
P&e	1	1	0.13	0.00	0.00	0.03	0.00	0.00
Palm	121	13	33.22	972.68	0.37	0.44	0.56	0.09
Philips	55	5	16.04	120.29	0.17	0.17	0.27	0.01
Pilz	1	1	0.49	0.00	0.00	0.03	0.01	0.00
Private	40	4	5.60	5.74	0.12	0.13	0.09	0.00
Pylone	2	1	3.63	3456.93	0.01	0.03	0.06	0.32
Qisda	37	5	7.53	42.93	0.11	0.17	0.13	0.00
Quanta	102	8	11.08	183.68	0.31	0.27	0.19	0.02
Real Id	1	1	0.09	0.00	0.00	0.03	0.00	0.00

Vendor	Number of Sessions	Number of Users	Session Time (Hours)	Traffic (MB)	% of Sessions	% of Users	% of Session Time	% of Traffic
Reco	1	1	0.09	0.00	0.00	0.03	0.00	0.00
Reigncom	1	1	0.09	0.00	0.00	0.03	0.00	0.00
Research In Motion	117	3	7.38	0.44	0.35	0.10	0.12	0.00
Rim	146	7	16.94	11.50	0.44	0.24	0.29	0.00
Samsung	782	61	121.70	705.21	2.36	2.06	2.06	0.07
Sitecom	5	1	1.65	75.62	0.02	0.03	0.03	0.01
Sony	93	6	9.30	6.25	0.28	0.20	0.16	0.00
Sparklan	18	1	4.25	857.75	0.05	0.03	0.07	0.08
T.o.m	2	1	0.34	0.00	0.01	0.03	0.01	0.00
Tfi	2	1	0.27	0.00	0.01	0.03	0.00	0.00
Tp-link	6	1	0.52	3.16	0.02	0.03	0.01	0.00
Tricord	2	1	0.47	0.01	0.01	0.03	0.01	0.00
Tulip	6	1	1.20	26.00	0.02	0.03	0.02	0.00
Twinhan	2	1	0.60	8.55	0.01	0.03	0.01	0.00
Tyco	1	1	0.10	0.00	0.00	0.03	0.00	0.00
Uniqa	31	1	3.30	58.48	0.09	0.03	0.06	0.01
Unknown	14260	1086	2413.22	304251.96	43.10	36.65	40.82	28.42
Usi	14	2	2.60	44.79	0.04	0.07	0.04	0.00
Via Technologies	1	1	0.52	1.67	0.00	0.03	0.01	0.00
Vivity	4	1	0.18	0.00	0.01	0.03	0.00	0.00
Wistron	55	8	21.85	1048.73	0.17	0.27	0.37	0.10
Xpak	1	1	0.08	0.00	0.00	0.03	0.00	0.00
Xtp	2	1	0.22	0.00	0.01	0.03	0.00	0.00